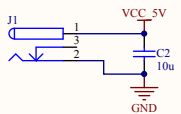
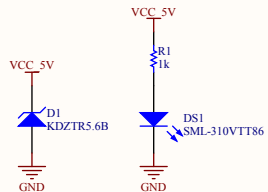


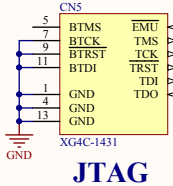
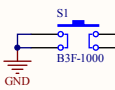
DC5V IN



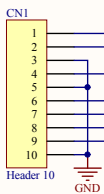
Power LED



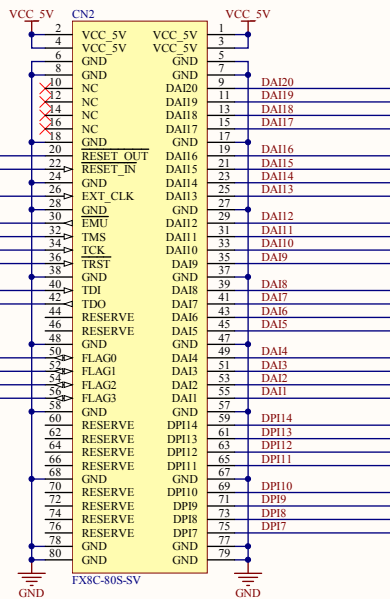
RESET




JTAG



SHARC BOARD



CONNECTOR



No.	年月日 DATE	訂正記事 REVISION	担当 SIGN	設計 DESIGNED	開発型式名 MODEL		
1				金子	BB1-21489-A		
2				検 閲 CHECKED	名 称 NAME		
金子システム株式会社				*	Base Board for UCB-21489		
					印刷日時 PRINT	2012/05/01	図面番号 DWG.No.
				製図記事 DATE	2012/05/01	1	Sheet of 1