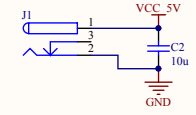
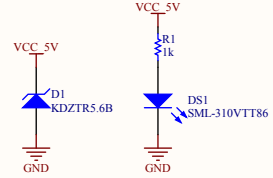


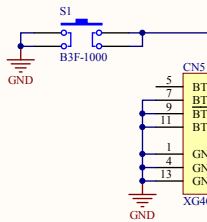
DC5V IN



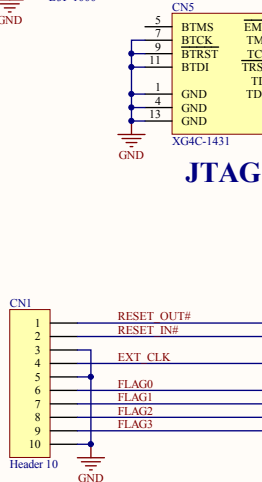
Power LED



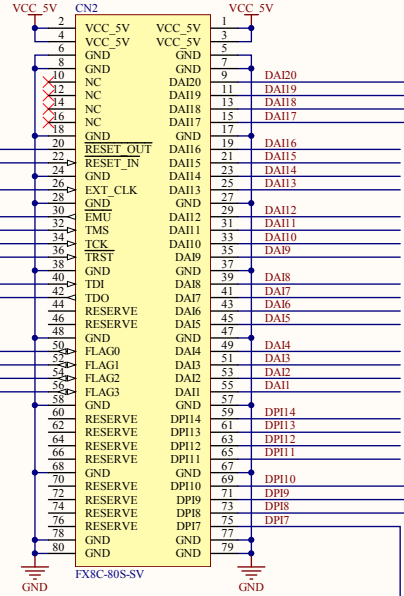
RESET



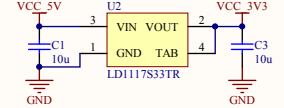
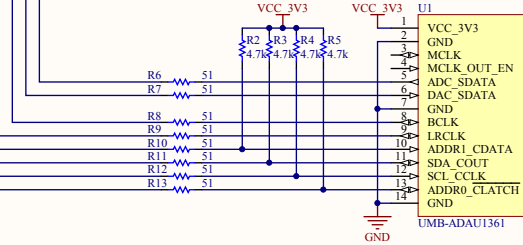

JTAG



SHARC BOARD



CONNECTOR



No.	年月日 DATE	訂正記事 REVISION	担当 SIGN	設計 DESIGNED	開発型式名 MODEL	BB2-21489-A
1				金子	名称 NAME	Base Board for UCB-21489
2				検閲 CHECKED	図面番号 DWG.No.	BB2-21489-A-01
金子システム株式会社				印刷日時 PRINT DATE	2015/01/06	
				製図記事 DATE	2014/10/22	
						Sheet of 1